



# "IN FOCUS"

Newsletter of the  
Morgan Hill Photography Club



<http://www.morganhillphotographyclub.org/>

## March 2013



Editor  
Susan Brazelton  
[brzltm@garlic.com](mailto:brzltm@garlic.com)

**Cameras**  
Page 2

**Accessories**  
Page 3

**New Member  
Orientation**  
Page 4

**Shoot-outs**  
Page 6

**Gallery Shows**  
Page 7

**April  
Print Critique**  
Page 8

**5<sup>th</sup> Anniversary  
Celebration**  
Page 9

## March Meeting

### Photo Share

Mix, match and meet new friends. That what happens during the thirty minutes of print sharing that starts each meeting. As members and guests share their photos and something about themselves, the room fills with the positive energy of fun, friendship and photography.



Eighty-six people  
attended the  
March meeting,  
setting a new  
attendance record.



### Pre-Meeting One-on-One Assist with Yahoo & Flickr



The Yahoo Forum and the club's six Flickr sites are important means of communication for club members. They provide a platform to share ideas, resources, and photographs.

**George Ziegler** and **Michael Sue BrownKorbel** helped interested members set up their Yahoo & Flickr accounts, while **Barbi Kutilek** explained how to upload photos and send them to a group page.



## “Show & Share”

### Cameras...

With this program, the experts were the many members who willingly shared their knowledge and experience with their particular cameras, and demonstrated their favorite accessory. Everyone chose one of four subgroups based on the camera they wanted most to learn more about. Each subgroup had a facilitator (or two), but the main value came from the exchange of tips and tricks and information among the participants. The sub groups were:

#### Canon - Barbi Kutilek & Nichole Larson



The Canon subgroup was the largest and even though many different models were represented, there was enough commonality for everyone to learn something new. Several people

indicated they saw their “next” camera.

#### Nikon - George Ziegler



Nikon was well represented. Members compared features on different models, debated sensor cleaning (DIY or have it professionally cleaned), and discussed how to use rear sync flash. One of the tips shared was to seal your camera in a plastic bag when heading inside from a very cold outside so condensation does not form inside the camera.

#### Point & Shoot Cameras

##### Michael Sue BrownKorbel & Dan Gregg



Almost every photographer has a P&S camera. For some it is a secondary camera that is, “always with me,” and for others, it is their main camera.

P&S cameras have come a long way with more pixels and advanced features, like in-camera HDR and panorama stitching, and built-in GPS, image stabilization, and wi-fi.



#### Other - Roy Hovey

Nikon and Canon may be the giants of the camera industry, but there are many other companies that manufacture great cameras. Last year only three people chose this group. This year fifteen people brought cameras manufactured by Panasonic, Olympus, Sony and Pentax.

According to Roy, “They have gotten way good and are hot on the Nikon/Canon trail.” Some members had DSLRs, but most in this group used an Interchangeable Lens Compact (ILC) of one kind or another. Roy continued to state, “You can expect this group to grow in the future, ‘cuz for all but professionals, these cameras are the future.” Because some of these lighter, compact cameras have C size sensors, several people in the group no longer carry a DSLR.

One member who works for a Silicon Valley company said that, among other things, it is developing a new Quad sensor for cameras that is so fast it will take ONE shot and “bracket” the data as it’s gathered and turn out a subsequent HDR, light-balanced photo. An early version already appears on the high-end Panasonic G5 camera that one attendee owned, and we can expect to see this become common on many cameras very soon.



## “Show & Share (cont.)

### ...and Accessories

How does a photographer keep up with all the new gadgets that flood the market? One way is to see what other photographers have found essential.

**Barbi Kutilek** showed off a canvas shelf that attaches to a tripod and folds up within the legs. How handy is that!



Need to carry two cameras while you run down the sidelines? **Mike Malan** demonstrated a system of straps that with just a simple twist, lock and/or release a camera (or two)



**George Ziegler** shared a battery charger that (with adapters) fits a variety of batteries that need recharging. He never has to carry multiple chargers again.



### Dump the Cables & Go Wireless

With a **CamRanger**, **Dave Kutilek** wirelessly tethered his Canon DSLR (works with Nikon also) to his iPad (which is shown here attached to a music stand). It featured a live view on the iPad of what his camera saw, which was set on a tripod on the other side of the room.



**Linda Tarvin** shared a wireless transmitter that fits in a P&S camera

The SlingShot camera bag (Lowpro) is carried comfortably on the back like a backpack, but it easily rotates to the front so you can get to your camera quickly, as demonstrated here by **Mark Grzan**



**Erik Ohlson** added a viewfinder to a compact camera.



## Member News & News for Members



### Welcome to New Members

•Lynda Kelaita •Jennifer Knerr •Mike McGregor •Mike Bellew  
 •Jeff Sprague •Carol Vergara  
 2013 Membership Total: 137 (so far)



Before the featured program (as time permits), **Michael Sue BrownKorbel** invites members to speak to the group during “open mike.”



Bob Thompson invited everyone to visit his Smugmug site to see his (& his wife Kris’) best photos and video clips from their amazing trip to Egypt. “I’ve worked hard preparing two videos. One is for the Nile Odyssey. The second covers the desert adventure. I’m pretty excited about how they look and sound. I’m sure you will enjoy seeing them.” <http://www.panoramabob.com/RoadScholarAdventures>

Linda Tarvin shared a quote by George Bernard Shaw. “The photographer is like the cod, which produces a million eggs in order that one may reach maturity.”



### Executive Board

#### Susan Brazelton

President  
 Newsletter Editor

#### Noella Vigeant

Vice President  
 Program Director

#### Molly Gaylord

#### Rodney Myatt

2nd Vice Presidents

#### Dan Gregg

Treasurer

#### Nichole Larson

Membership Chair  
 Marketing Director

#### George Ziegler

Web Master

#### Michael Sue

#### BrownKorbel

Photo Diva

#### Noël Calvi

Adjunct

#### Barbi Kutilek

Member-at-Large

### March Featured Photographer

#### Luis Franco Sr.



Luis (on the right) brought numerous photographs to share. His eclectic mix of landscape, macro, and people photos showed his wide-ranging photographic interests and his skill as a photographer.

**Molly Gaylord’s** photographs will be featured at the April meeting

### New Member Orientation

Immediately prior to the  
 April Meeting  
 6:00 - 6:45

Meet the Executive Board & learn how to get the most out of your club membership, including Facebook, Flickr Sites, Yahoo Forum, Shoot-outs, Gallery Shows, Focus Groups & the Website.

### 2013 Dues Are Past Due

All 2012 memberships have expired. You may rejoin at the next meeting or send a \$20 check to  
**“Morgan Hill Photography Club”**  
 17145 Munro Way  
 Morgan Hill, CA 95037

### What are your thoughts about this club?

Send them as a tweet (maximum of 140 characters which includes each letter, number, space & punctuation mark). As many as possible will be included in the 5th Anniversary edition of *In Focus*. [sbrzlt@garlic.com](mailto:sbrzlt@garlic.com)

## Focus Groups Review

Focus Groups are self directing, with the members deciding where and when to meet and how they want to pursue their interest. Each group has a facilitator who is the contact person for the group and helps organize the meetings and activities. If you are interested in joining a Focus Group, **(must be a member of the club)**, please contact the facilitator. If you would like to get a new Focus Group started, contact any one on the board.

**Lightroom - George Ziegler:** [George@gwzphotography.com](mailto:George@gwzphotography.com)

Learn how to use this powerful editing and processing program.

Meets the third Thursday of every month at 7:00PM

**Macro Photography - Susan Brazelton:** [brzlt@garlic.com](mailto:brzlt@garlic.com)

No regularly scheduled meetings, but current photos are posted on Flickr for critique & review.

<http://www.flickr.com/groups/mhpc-macrofocusgroup/>

**Photographing People - Noella Vigeant:** [nvigeant@gmail.com](mailto:nvigeant@gmail.com)

From portraits to candid, if you enjoy shooting people, this is the group for you.

To join contact Noella or Larry Campbell ([Larrycam@pacbell.net](mailto:Larrycam@pacbell.net))

**Night Photography - Susan Brazelton:** [brzlt@garlic.com](mailto:brzlt@garlic.com)

Join this group if you are not afraid to stay out after dark. See member photos on Flickr:

<http://www.flickr.com/groups/mhpc-night-focusgroup/>

**iPhoneography - Michael Sue BrownKorbel:** [mbrownkorbel@yahoo.com](mailto:mbrownkorbel@yahoo.com)

- **Barbi Kutilek:** [kutilek@ix.netcom.com](mailto:kutilek@ix.netcom.com)

Do you have a phone that takes pictures or a camera that takes phone calls? Either way, get the most out of your smartphone by joining this group. Meets the second Wednesday of every month at 6:00PM iPhone photos on Flickr: <http://www.flickr.com/groups/1945737@N22/>

**Featured Focus Group: Point and Shoot Cameras - Dan Gregg:** [dwgdvm@aol.com](mailto:dwgdvm@aol.com)

Point & Shoot cameras do so much more than just point & shoot. Whether you use yours (every photographer has one!) as a back-up or as your primary camera, you can learn more about the features and various shooting modes of any brand or model. Members of this group also use the new interchangeable lens compact cameras. Members help each other discover how to use these compact gems more effectively at the monthly meetings (second Thursday of the month), and during group outings, like the one coming up at the Cantor Arts Center to practice shooting indoors and adding special effects. (See page 6 for details.)

The group's most recent project was to capture motion blur.



photographer has one!) as a back-up or as your primary camera, you can learn more about the features and various shooting modes of any brand or model. Members of this group also use the new interchangeable lens compact cameras. Members help each other discover how to use these compact gems more effectively at the monthly meetings (second Thursday of the month), and during group outings, like the one



coming up at the Cantor Arts Center to practice shooting indoors and adding special effects. (See page 6 for details.)



©Kathi Bailey



©Kathi Bailey



©Roy Hovey

View P&S photos on the group's Flickr site: <http://www.flickr.com/groups/1605480@N21/>



## Shoot-outs

Shoot-outs are a perfect opportunity to practice photography in an informal, social, and mutually supportive setting. Leaders often scout locations ahead of time to determine the best sites and the time of optimal light.

### **Cantor Arts Center at Stanford University**

328 Lomita Dr Stanford, CA 94305 (650) 723-4177

<http://museum.stanford.edu/>

**Thursday, 4 April, 2:00 to 5:00** then dinner to share photos and stories.

Meet at the center or drive/ride in a carpool leaving Morgan Hill at 1:00

This shoot-out is organized by the P&S Focus group, but everyone is invited to participate. In addition to the permanent galleries, wander through the Andy Warhol Exhibit and an exhibit of American photographs dating from 1845 through 1970. And of course the outdoor garden of Rodin sculptures will provide many photographic possibilities. Please note: No tripods allowed! Photography (including flash) is allowed in the permanent galleries, but not the changing exhibitions.

RSVP: Dan Gregg ([DWGDVM@aol.com](mailto:DWGDVM@aol.com)) if you would like to attend.

### **Oakland Zoo** Home to more than 660 wild & exotic animals

<http://www.oaklandzoo.org/Home.php>

Thursday, 18 April 10:00AM - 3:00PM Lunch with the elephants (or flamingos)

Admission: \$15.75 + \$8 Parking Carpooling is highly recommended.

RSVP: Jean Myers ([dosriosjean@gmail.com](mailto:dosriosjean@gmail.com))

### **Cityscapes & Architecture in Downtown San Jose**

**Monday, 25 February**

A fine group of photographers carpooled or met on a sunny afternoon in downtown San Jose. Walking a loop that started at the Art Museum and included the Cathedral Basilica, Heritage Plaza, the Tech Museum, Montgomery Theater, Federal Building, First Street, and Cesar Chavez Park, everyone had plenty of opportunities to practice shooting architecture.



©Alan Futterman



©Jean Myers

View photos from all club shoot-outs at:

<http://www.flickr.com/groups/mhphotoclubshoot-outs/>

## Flickr

The theme for March is **“Ocean/Beach”**

View all the theme photos at:  
<http://www.flickr.com/groups/mhphotoclub/>

Monthly Flickr Theme Projects have been a club activity since the first month of its existence. All members are encouraged to join Flickr and post new photos each month. These don't have to be your best-ever-taken photos. They just need to be your interpretation of the theme. The purpose of the project is to encourage members to get out and shoot new photos, to rev up your creative juices, to stretch your boundaries.



©Rick Rasmussen



©Mike McGregor



©Scott Isaacs

## Gallery Shows

### “CITYSCAPES & ARCHITECTURE”

Venue: Villa Mira Monte (VMM)

Dates: 5 May - 30 June

Submissions are now being accepted.


**Submission Deadline: Sunday, 7 April 2013**

Please refer to “Exhibition Guidelines” on the MHPC website for complete information

Artists' Reception: Friday, 10 May 2013, 6 - 8 at Morgan Hill House



©Rodney Myatt




### “Animals”

Venue: Villa Mira Monte (VMM)

Dates: 30 June - 25 August

Artists' Reception: Friday, 12 July 6 - 8 at Morgan Hill House



### “People”

Venue: Centennial Recreation Center (CRC)

Dates: October - November

## Next Meeting

Wednesday, 3 April 2013

7:00PM



## Centennial Recreation Center

(Multi-Purpose Room)

### New Member Orientation

6:00 - 6:45

All members are invited

Learn how to get the most out of your club membership:  
shoot-outs, community projects, focus groups, gallery shows & more...

Learn how to use our online resources.

(Flickr, Yahoo, Facebook & the website)

### Print Critique by Virginia Scott

Members may submit up to 3 photographic prints for critical review.

In general Virginia will speak to impact, composition & technical proficiency of each image.


The critique is designed to be a learning experience  
with emphasis on how images might be improved.

**Prints must be mounted or matted**

**(Loose prints will not be accepted)**

Minimum size is 8x10. Maximum is 16x20 (including mat)

**\$1 per print submitted.**



### A Look at What's Ahead...

**May**

#### "Principles of Lighting"

by Norman Hughey from Photoflex

(a purveyor of lighting equipment)

plus

The new **Community Connections Committee**

will meet for the first time from 6:00 - 6:45

**June**

"Light & Color"

Photographic Scavenger Hunt

**July**

"Pick Your Lens: from Macro to Superzoom"

**August**

Hal Schmidt from Light Workshops



# MHPC's 5<sup>th</sup> Anniversary Celebration

Join in a toast to our club's splendid success in promoting  
Fun, Friendship & Photography

All members attending the April meeting will receive a special  
**5<sup>th</sup> Year Commemorative Gift**



**Susan Brazelton** (this writer) wanted to meet some local photographers, so she put a few flyers up around town, talked to a few well-known local photographers, and asked **Cinda Meister** if the first meeting could be held at BookSmart. She thought maybe five people might show up. With twenty-one people attending that first meeting in April 2008, it was obvious that a larger meeting room would be necessary. Thanks to the enthusiastic support of **Susan Fent**, director of the Senior Center, the multi-purpose room at the Centennial Recreational Center was secured, and the meetings have been held there ever since. Thirty-four people came to the second meeting, an executive board was established, and the club was off and running. The people who attended the first meeting decided against holding competitions, and instead focused on “Fun, Friendship & Photography,” which became our club motto. We started the monthly Flickr Theme Projects, published the newsletter, established a checking account, promoted the club at a downtown street fair, held our first gallery show, and created the Yahoo Discussion Forum. 2008 ended with eighty-five members. And then you could say, “The rest is history!”

Over the next four years the club

- Celebrated its one hundredth member (**Diane Rocha** in 2009)
- Selected the club logo
- Created a website (first by **Roy Hovey** and then by **George Ziegler**)
- Increased the number of gallery shows to three (and now four)
- Presented fifty-four monthly Programs
- Added two rotating Member-At-Large positions to the board
- Established Focus Groups
- Held more than 80 shoot-outs
- Generated over 7,700 postings on Flickr
- Doubled the club membership to 171 (by the end of 2012)



Why has the club been so successful? Low dues and the advent of digital photography have been contributing factors, but this editor believes the core of the success comes from the vision of the charter members to emphasize learning and friendship over competition. The various people who have served on the board each added his/her unique perspective in guiding the club. Always the board members have taken the position, “Let’s try it.” The people who have generously worked on the committees that plan the shoot-outs and gallery shows deserve much credit. The success of any organization always comes back to the people who are in it. Every person who has ever joined the club has contributed a distinct energy that combined with others’ to create a thriving, ever-evolving organization of which we can all be proud.

Send a tweet (140 characters max.) about what the club means to you for inclusion in the April newsletter: [sbrzlt@garlic.com](mailto:sbrzlt@garlic.com)

## April & May Events

### **Wednesday, 3 April 7:00PM**

General Meeting "Print Critique"  
+ New Member Orientation (6:00 - 6:45)  
**+ 5th Anniversary Celebration**  
Centennial Recreation Senior Center (CRC)

### **Thursday, 4 April 2:00PM**

Shoot-out at Cantor Museum  
(followed by dinner)  
Stanford Campus  
(See page 6 for details)

### **Sunday, 7 April**

**Submission Deadline for Gallery Show**  
(See page 7 for details)

### **Monday, 8 April 7:00PM**

Shoot-out Committee Meeting

### **Wednesday, 8 April**

iPhoneography Focus Group Meeting - 6:00PM  
Executive Board Meeting - 7:00PM

### **Thursday, 11 April 7:00PM**

Point & Shoot Focus Group Meeting

### **Monday, 15 April 7:00PM**

Shoot-out Committee Meeting

### **Thursday, 18 April 10:00AM**

Shoot-out at Oakland Zoo  
(See page 6 for details)

### **Thursday, 18 April 7:00PM**

Lightroom Focus Group Meeting

### **Wednesday, 1 May 7:00 PM**

General Meeting "All About Lighting"  
+ Community Connections Committee 6:00 - 6:45

### **Sunday, 5 May 9:00AM - 12:00PM**

Hang "Cityscapes/Architecture" Gallery Show

### **Friday, 10 May 6:00 - 8:00**

Artist's Reception at Morgan Hill House  
(See page 7)

### **2013 Flickr Themes**

January - Old Houses  
February - Sunset  
March - Beach/Ocean  
April - Water  
May - Gardens  
June - Symmetry  
July - Abstract  
August - Bridges  
September - Fog  
October - Mountains  
November - Cars  
December - Panorama

## Yahoo Group Forum

We encourage every member to join the Yahoo Forum. Just go to the site and click on, "Join" You will need a Yahoo ID, and the site will take you through the steps to get one. It's all free. Postings may include spontaneous shoot-outs, last minute changes to the calendar, upcoming events, valuable resources, and possible solutions to your photographic dilemmas. Only club members may join the site and see the messages and files.

<http://tech.groups.yahoo.com/group/MHphotoclub/>